


## BEFORE USE:

Empty the tank from previous lubricant  
Do not mix the product with other lubricants.


### FORESTRY HARVESTER




1. Remove the factory grease from the nose sprocket of the new bar.



2. Fill the empty tank with Cobiolube Chain



3. Adjust the lubricant feed at its maximum.



4. Check that a sufficient amount of lubricant comes to the nose sprocket.

**Begin the normal use**

### CHAINSAW



1. Remove the factory grease from the nose sprocket of the new bar. After the cleansing lubricate with Cobiolube Chain.



2. Fill the empty tank with Cobiolube Chain.



3. Adjust the lubricant feed at its maximum.



4. Start the chainsaw. After running it against a light coloured surface you should see a strong line  
**Begin the normal use**

After starting to use adjust the lubricant feed smaller if needed.



If you cannot see enough lubricant on the chain, please contact **info@jarmat.fi**